

TEL: (858) 621-2700
 URL: www.zcomm.com
 EMAIL: applications@zcomm.com

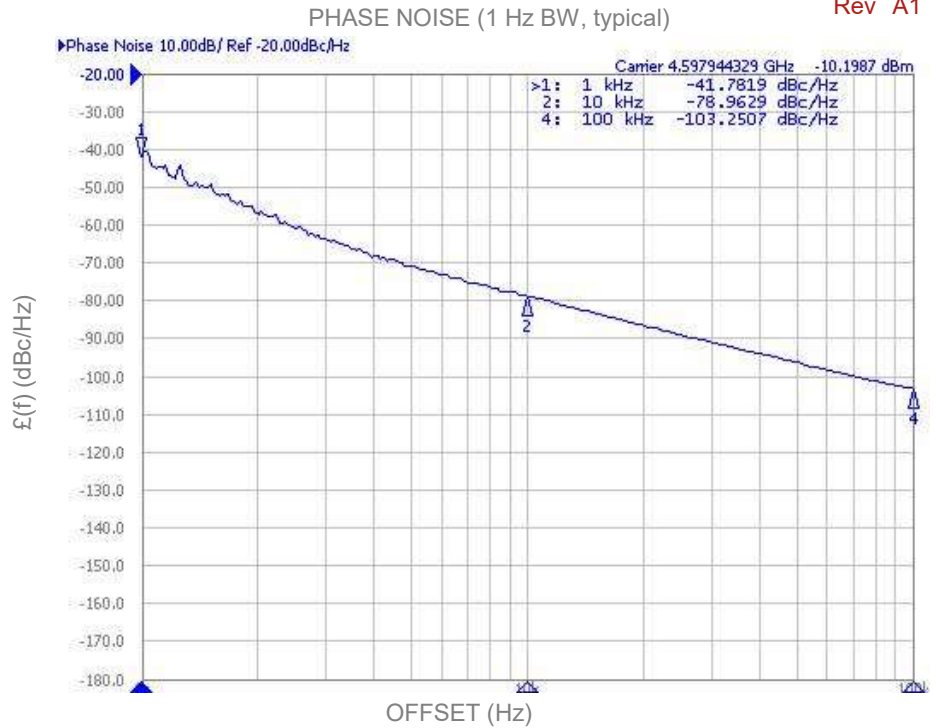
Voltage-Controlled Oscillator Surface Mount Module

Applications

Microwave Radio
 Clock Generators

Application Notes

AN-101: Mounting and Grounding
 AN-102: Output Loading
 AN-107: Manual Soldering

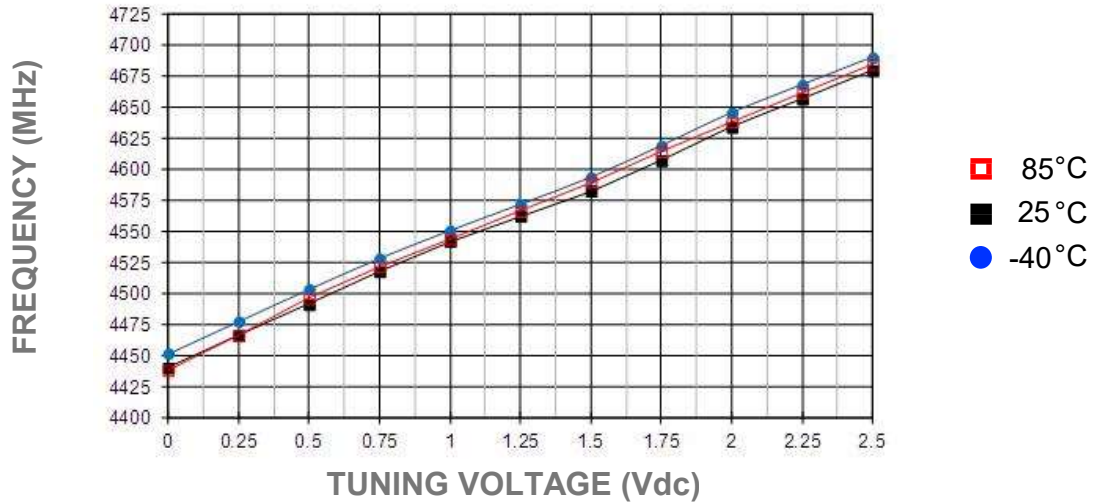


Performance Specifications	Min	Typ	Max	Units
Oscillation Frequency Range	4595		4598	MHz
Phase Noise @ 10 kHz offset (1 Hz BW)		-81		dBc/Hz
Harmonic Suppression (2nd)		-25	-20	dBc
Tuning Voltage	0		2.5	Vdc
Tuning Sensitivity (avg.)		110		MHz/V
Power Output	-3	-1	1	dBm
Load Impedance		50		Ω
Input Capacitance			50	pF
Pushing			14	MHz/V
Pulling (20. dB Return Loss, Any Phase)			18	MHz
Operating Temperature Range	-40		85	$^{\circ}\text{C}$
Package Style		SUB-L		

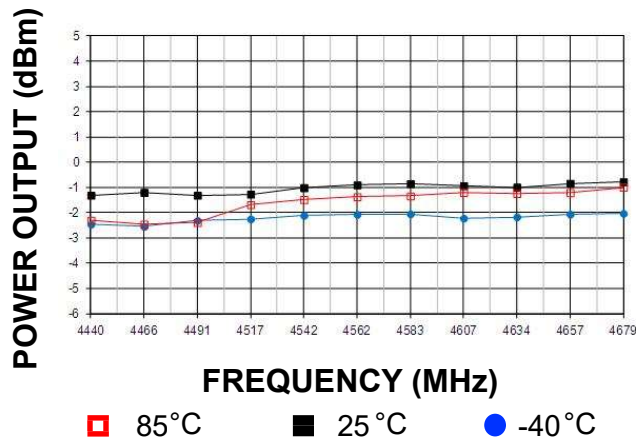
Power Supply Requirements	Min	Typ	Max	Units
Supply Voltage (Vcc, nom.)		2.8		Vdc
Supply Current (Icc)		5	7	mA

Additional Notes

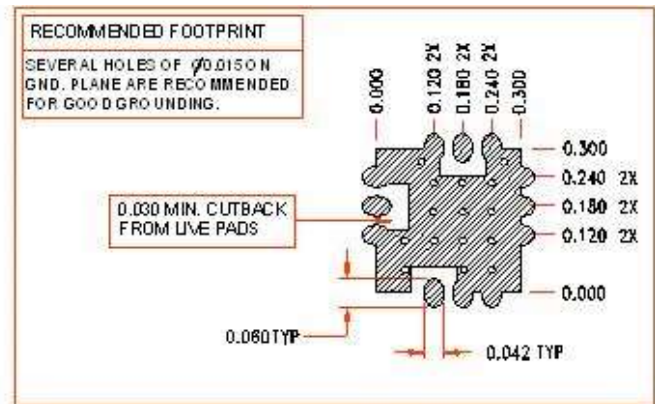
Tuning Curve, typ.



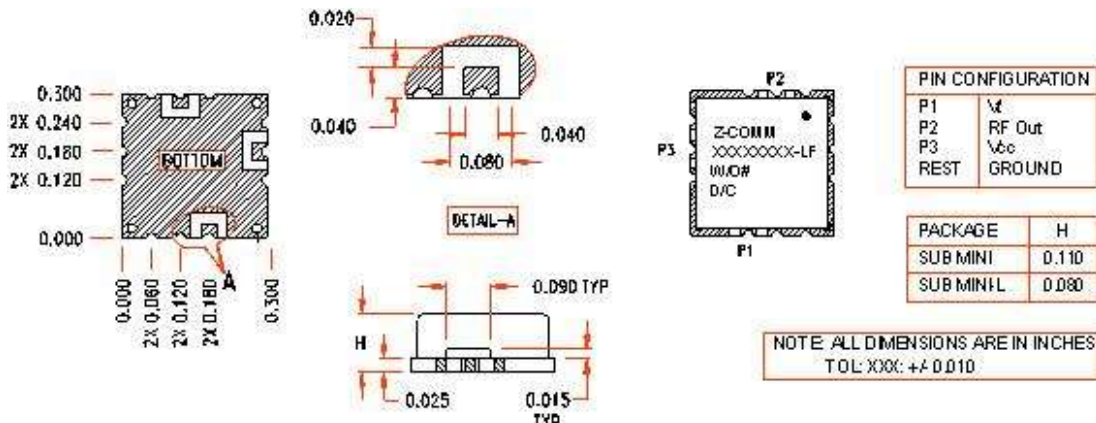
Power Curve, typ.



Footprint



Physical Dimensions



LFSuffix = RoHS Compliant. All specifications are subject to change without notice.