

TEL: (858) 621-2700
 URL: www.zcomm.com
 EMAIL: applications@zcomm.com

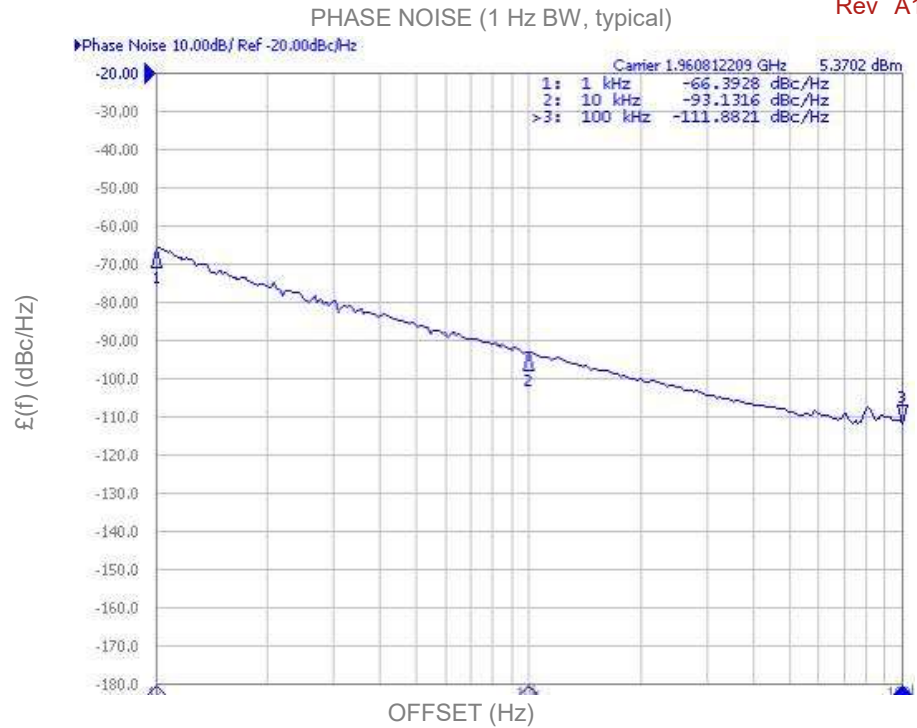
Voltage-Controlled Oscillator Surface Mount Module

Applications

Mobile Radios
 Clock Distribution

Application Notes

AN-101: Mounting and Grounding
 AN-102: Output Loading
 AN-107: Manual Soldering

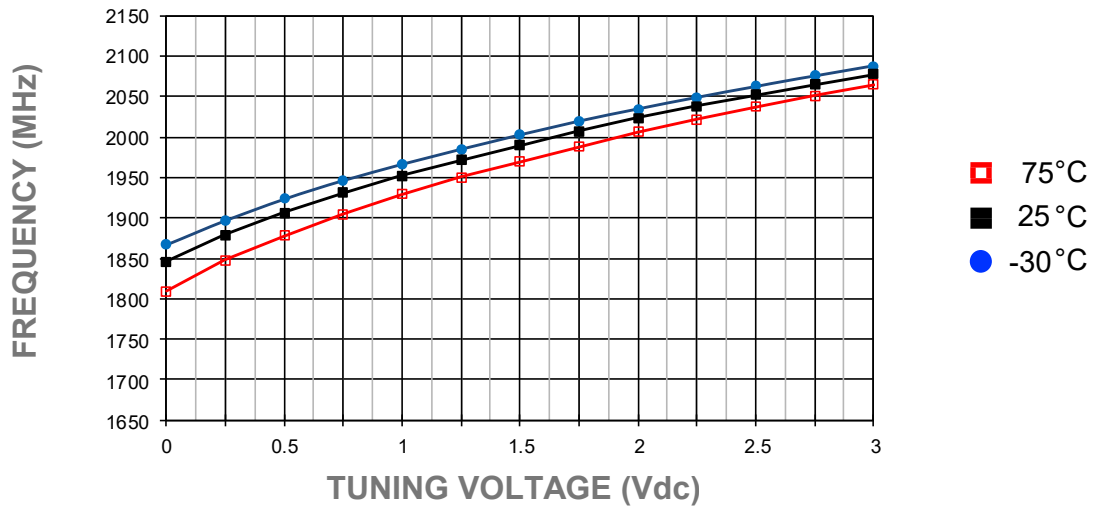


Performance Specifications	Min	Typ	Max	Units
Oscillation Frequency Range	1950		2000	MHz
Phase Noise @ 10 kHz offset (1 Hz BW)		-90		dBc/Hz
Harmonic Suppression (2nd)		-10	-8	dBc
Tuning Voltage	0		3	Vdc
Tuning Sensitivity (avg.)		80		MHz/V
Power Output	0	3	6	dBm
Load Impedance		50		Ω
Input Capacitance			50	pF
Pushing			10	MHz/V
Pulling (20. dB Return Loss, Any Phase)			15	MHz
Operating Temperature Range	-30		75	$^{\circ}\text{C}$
Package Style		SUB-L		

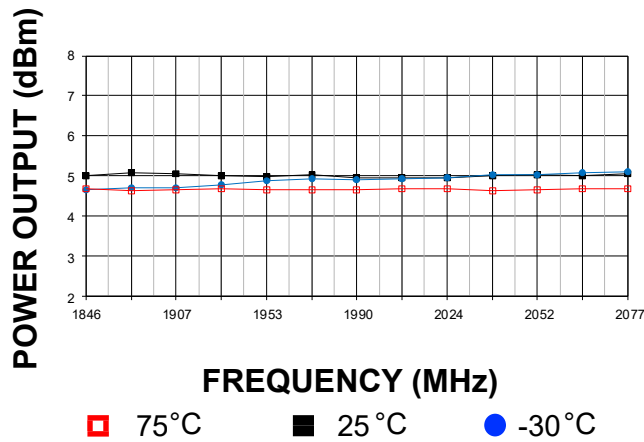
Power Supply Requirements	Min	Typ	Max	Units
Supply Voltage (Vcc, nom.)		3		Vdc
Supply Current (Icc)		14	18	mA

Additional Notes

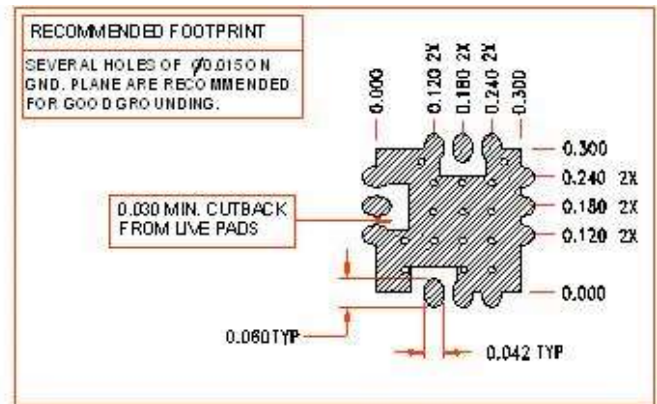
Tuning Curve, typ.



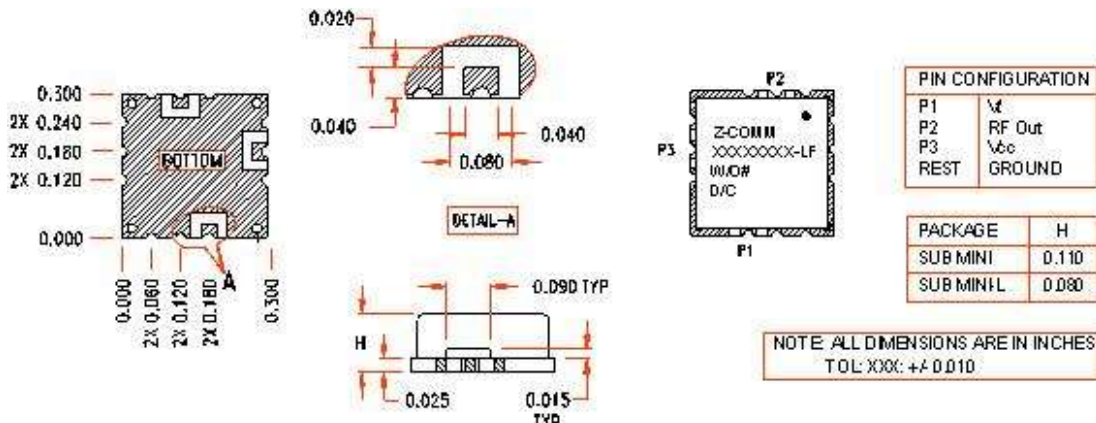
Power Curve, typ.



Footprint



Physical Dimensions



LFSuffix = RoHS Compliant. All specifications are subject to change without notice.